














LEGEND

-  CITY BOUNDARY
-  ROAD
-  UNINCORPORATED PALM BEACH COUNTY
- EXISTING LAND USE IN FLOOD ZONES**
-  Agriculture
-  Government, Institutional, Education
-  Industrial
-  Residential Multi-Family
-  Residential Single Family
-  Submerged Land
-  Vacant



Florida Department of Community Affairs
Division of Community Planning

City of **South Bay**

EXISTING LAND USE IN FLOOD ZONES

